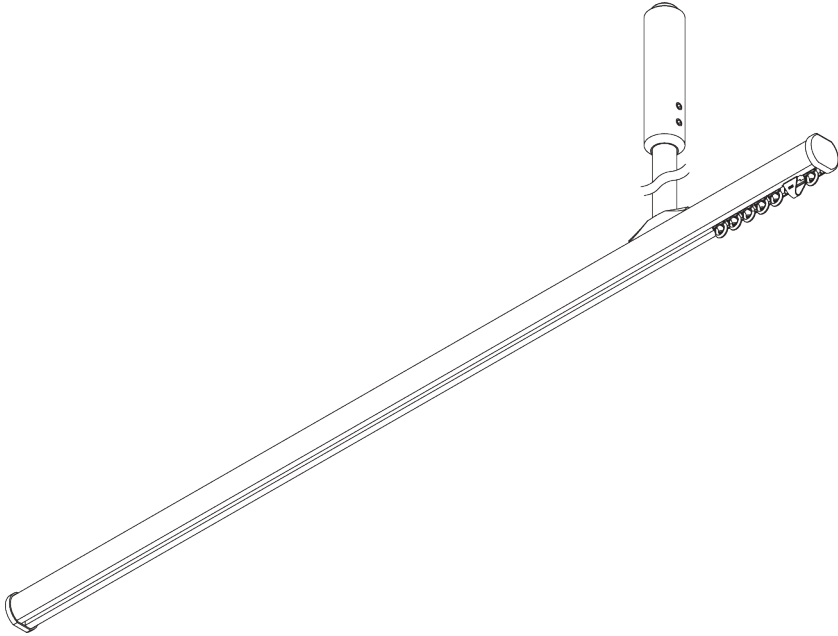
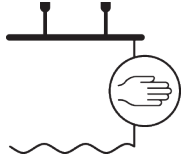


SG 1003



PRODUCT INFORMATION

- **Operation:** hand
- **Range:** S
- **Fitting:** suspended, wall, ceiling
- **Colours:** white RAL 9016 or anodised aluminum, special colours possible
- **Fabrics:** refer to Silent Gliss fabric collection

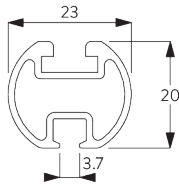
Features:

- Bendable
- Suspended

SYSTEM SPECIFICATIONS

A. PROFILE

Profile and bending information

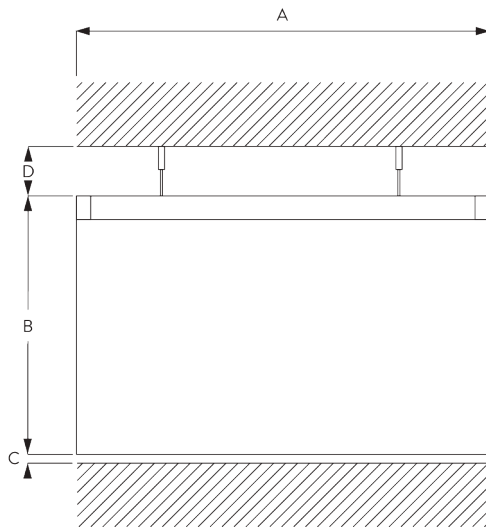


SG 1003p

Profile

Radius:
✓ 15 cm, 20 cm, >25 cm

B. HOW TO MEASURE



A: System width

B: System height

C: Distance between floor and fabric

D: Distance between ceiling and system

C. SPECIFICATION

TEXT

EN

Silent Gliss SG 1003 Cubicle Curtain Track System. Comprises aluminium profile SG 1003 supplied made to measure in silver anodised or powder coated in white with gliders SG 3533/SG 3089 at 14/m. 2 stops SG 3070. 2 End caps SG 3014. Top fixed with SG 6124/SG 6190 at 800-1500 mm centres. Wall fixed with SG Smart Fix at 800-1500 mm centres.

SV

Silent Gliss SG 1003 dusch/draperi system. Består av aluminiumprofil SG 1003 i specificerad längd i vitlack, alu natur eller angiven RAL färg. 14 st SG 3533/3089 glid med krok per meter. 2 ändstopp SG 3070. Ändskydd SG 3014. Takmonteras med fäste SG 6124/SG 6190 c/c 800-1500 mm. Vägghontering med SG Smart Fix c/c 800-1500 mm.

NO

Silent Gliss SG 1003 Dusj- og Cubiclesystem Består av aluminiumprofil SG 1003 i spesifisert lengde. Hvitlakkert, alu natur eller spesifisert RAL farge. 14 st SG 3533/3089 glidere m/krok pr meter. 2 stk endestopp SG 3014. Takmonteres med feste SG 6124/SG6190 c/c 800-1500 mm. Veggmontering med SG Smart Fix c/c 800-1500 mm.

DA

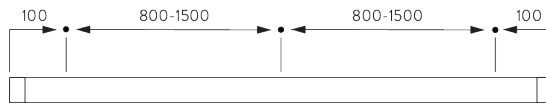
Silent Gliss SG 1003 gardinskinnesystem til kabiner. Består af aluminiumprofil SG 1003 i ønsket længde, sølvanodiseret eller hvid pulverlakering med 14 stk. glidere SG 3533/SG 3089 pr. m. 2 stop SG 3070. 2 endelåg SG 3014. Loftmonteres med SG 6124/SG 6190 i afstande på 800-1500 mm. Vægmonteres med SG Smart Fix med en afstand på 800-1500 mm.

FITTING

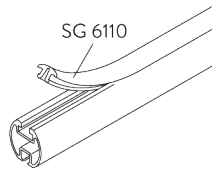
A. FITTING INFORMATION

For detailed fitting information, visit the Silent Gliss website.

Fixing points

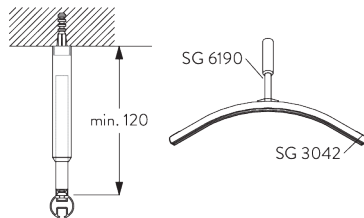


Dust cover

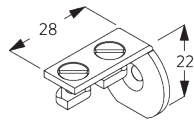


B. CEILING FITTING

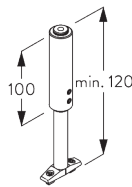
Hanger SG 6190 / SG 6196



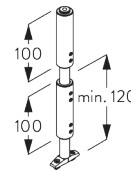
Or variant with SG 6196 double hanger.



SG 3042
Wall bracket

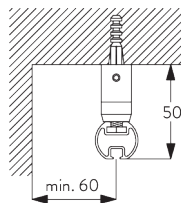


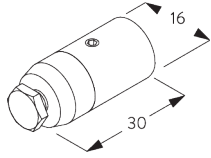
SG 6190
Hanger



SG 6196
Double hanger

Mini hanger SG 6175

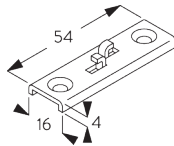
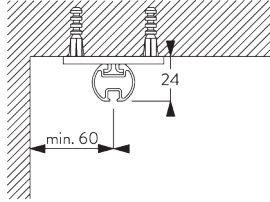




SG 6175

Mini hanger

Bracket SG 6124

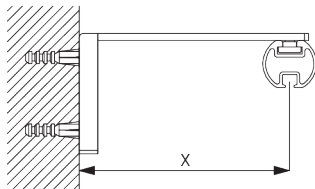


SG 6124

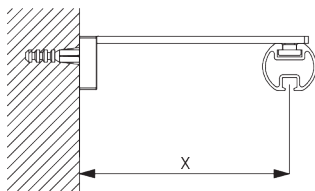
Bracket

C. WALL FITTING

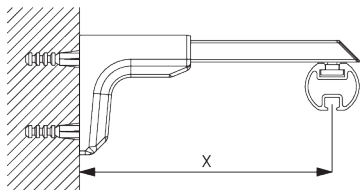
Smart Fix



Smart Fix with slot SG 11206 - SG 11208:
Screw SG 10492 (M4x8) needed.

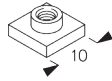


Square Smart Fix with slot SG 11216 - SG 11218:
Screw SG 10492 (M4x8) needed.



Universal Smart Fix SG 11154 - SG 11156:
Screw SG 11131 (M4x6) needed.

Smart Fix	X mm
SG 11206 / SG 11216	33-51
SG 11207 / SG 11217	53-71
SG 11208 / SG 11218	73-91
SG 11154	102-130
SG 11155	132-160
SG 11156	182-210



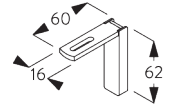
SG 6117
Slot nut



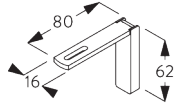
SG 10492
Pan head screw M4x8



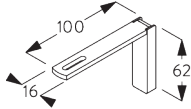
SG 11131
Pan head screw with flange
M4x6



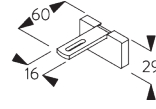
SG 11206
Smart Fix with slot 60 mm



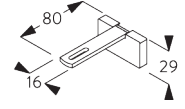
SG 11207
Smart Fix with slot 80 mm



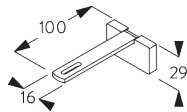
SG 11208
Smart Fix with slot 100 mm



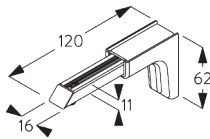
SG 11216
Square Smart Fix with slot 60
mm



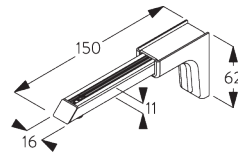
SG 11217
Square Smart Fix with slot 80
mm



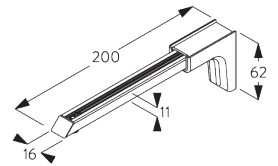
SG 11218
Square Smart Fix with slot
100 mm



SG 11154
Universal Smart Fix 120 mm



SG 11155
Universal Smart Fix 150 mm



SG 11156
Universal Smart Fix 200 mm

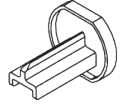
PARTS

A. STANDARD PARTS



SG 1003p

Profile



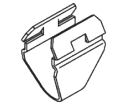
SG 3014

End cover



SG 3070

End stop



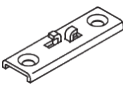
SG 3085

Spring stop



SG 3533

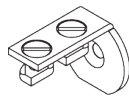
Glider



SG 6124

Bracket

B. OPTIONAL PARTS



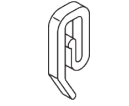
SG 3042

Wall bracket



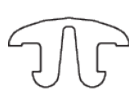
SG 3534

Glider 3533 on strip



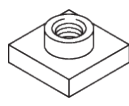
SG 3582

Hook



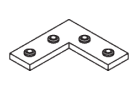
SG 6110

Dust cover




SG 6117

Slot nut



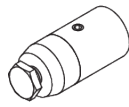
SG 6125

Corner connection piece



SG 6173

Connection bridge



SG 6175

Mini hanger



SG 6190

Hanger



SG 6196

Double hanger



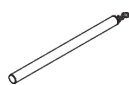
SG 6501

V-Hanger



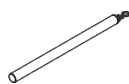
SG 6530

V-Hanger



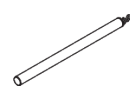
SG 10430

Draw rod 50 cm



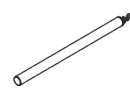
SG 10431

Draw rod 75 cm



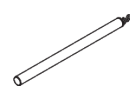
SG 10432

Draw rod 100 cm




SG 10433

Draw rod 125 cm




SG 10434

Draw rod 150 cm



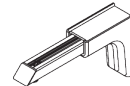
SG 10492

Pan head screw M4x8



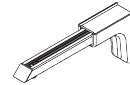
SG 11131

Pan head screw with flange M4x6



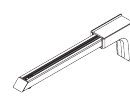
SG 11154

Universal Smart Fix 120 mm



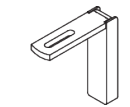
SG 11155

Universal Smart Fix 150 mm



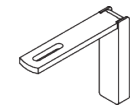
SG 11156

Universal Smart Fix 200 mm



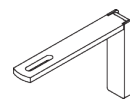
SG 11206

Smart Fix with slot 60 mm



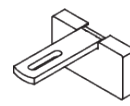
SG 11207

Smart Fix with slot 80 mm



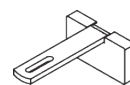
SG 11208

Smart Fix with slot 100 mm



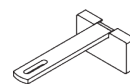
SG 11216

Square Smart Fix with slot 60 mm



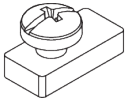
SG 11217

Square Smart Fix with slot 80 mm



SG 11218

Square Smart Fix with slot 100 mm



SG 11335

End stop
