


VERTICAL BLIND SYSTEMS



GENERAL NOTES

Dimensions

- Measurements are in mm except where indicated.
- Max. kg relates to fabric incl. accessories (bottom bars, etc.).
- Recommended distance floor / fabric: 20 mm.
- In order to determine system height (B), the smallest room height must be taken into account.




Fitting

- Installation by qualified fitter only.
- Number of brackets and fitting positions / fixing points vary depending on fitting surface, system weight, fabric make-up, screw / fixing type and obstacles.
- Qualified fitter must use appropriate screws / fixings for each situation.
- Profile lip if applicable to be installed to room side.
- Electrical installations must be carried out according to Silent Gliss wiring diagrams and conform to local regulations.
- Check space for cables and plugs!

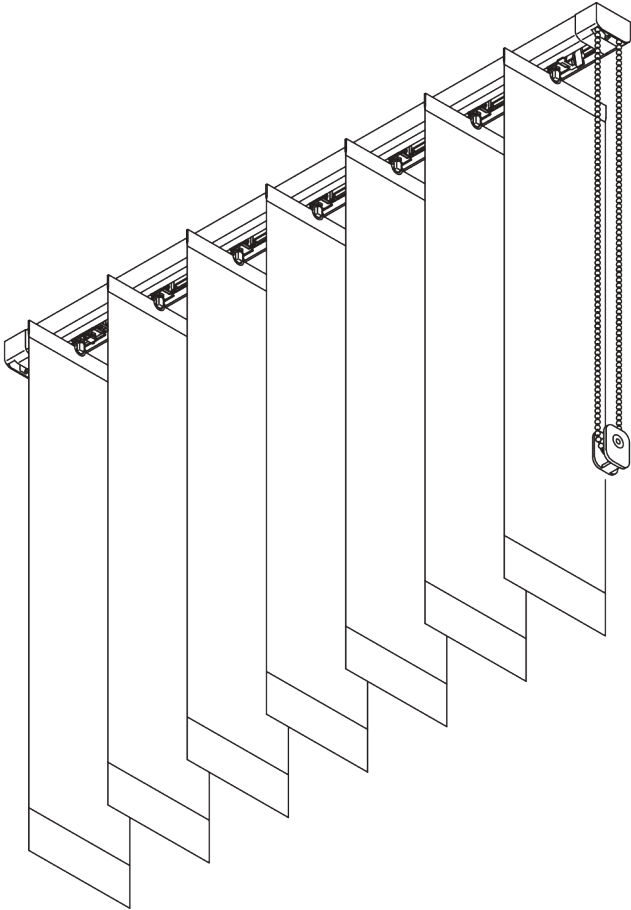

Child Safety

- All relevant Silent Gliss systems correspond to child safety EN 13120.
- All parties involved must comply with EN 13120.

APPLICATION CHART

<u>PAGE</u>	<u>SYSTEM</u>	<u>OPERATION</u>	<u>DIMENSION</u>	← max. →	↑ max. ↓	kg _{max.}
5	SG 2810		S - M	5 m	4 m	0.2 kg
15	SG 2900		S - L	6 m	4 m	0.6 kg
23	SG 2950		S - L	6 m	4 m	0.6 kg

SG 2810



PRODUCT INFORMATION

- **Operation:** chain
- **Range:** S - M
- **Fitting:** ceiling, wall, recess
- **Colours:** white RAL 9016 or anodised aluminum, special colours possible
- **Fabrics:** refer to Silent Gliss fabric collection

Features:

- Optimised light control
- Mono controlled
- Pull override protection
- Louvre width: 127 mm (standard), 89 mm
- Vertical Waves
- Bendable

SYSTEM SPECIFICATIONS

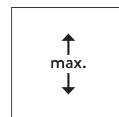
A. SYSTEM DIMENSIONS



127 mm louvres: 5 m
89 mm louvres: 3.8 m



40 cm



4 m



200 g per louvre

Max. system widths

	mm	← max. →
	127 mm 89 mm	5 m 3.8 m
	127 mm 89 mm	4 m 3.1 m
	127 mm 89 mm	4 m 3.1 m

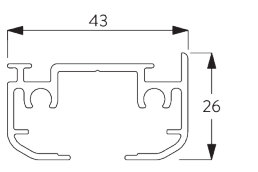
Stack sizes

mm		← max. →								
		100	150	200	250	300	350	400	450	500
127 mm		27	35	42	50	57	65	72	80	87
		21	25	28	32	36	39	43	47	50
89 mm		29	40	50	60	69	80			
		20	25	30	35	39	45			

(cm)

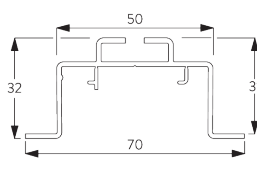
B. PROFILE

Profile and bending information



SG 2601

Profile



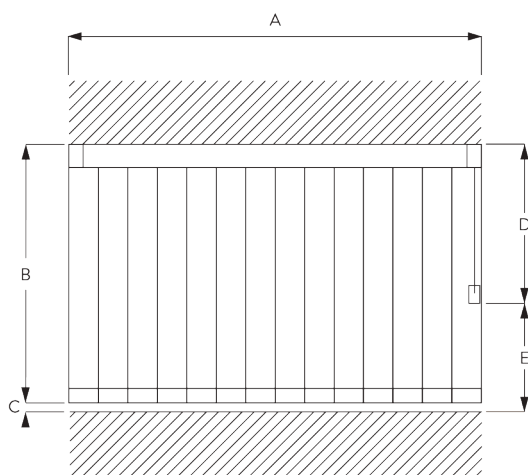
SG 2614

Recess profile



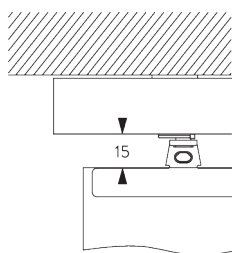
Radius:
>75 cm

C. HOW TO MEASURE



- A: System width
- B: System height
- C: Distance between floor and fabric
- D: Chain height
- E: Safety retainer SG 10731 min. 150 cm above floor

Light gap



D. SPECIFICATION TEXT

EN

Silent Gliss SG 2810 Chain Operated Vertical Blind System. Comprises aluminium profile SG 2601 supplied made to measure powder coated white or silver anodised. Assembled complete with mono control chain SG 2872 and rotation elements to suit louvre width 127 mm SG 2623 / 89 mm SG 2625. Top fixed with clamp SG 2616 at max 300 mm centres + 1. Wall fixed with bracket SG 2616 in conjunction with SG Smart Fix Recess fixed option with recess profile SG 2614 and wedges SG 5118. Fabric supplied from Silent Gliss fabric range.

SV

Silent Gliss SG 2810 Lamellsystem med kedja. Innefattar aluminium profil SG 2601 i kundmått, pulverlackerad i vitt eller i alu finish. Monterad komplett med mono kontroll kedja SG 2872 och pivåer för lamellbredd 127 mm SG 2623 / 89 mm SG 2625. Takmontering med fäste SG 2616 c/c 300 mm. + 1. Vägmontering med fäste SG 2616 samt Smart Fix vinklar. Infällningsmöjlighet med profil SG 2614 och kilar SG 5118. Textil från Silent Gliss textilprogram prisgrupp 1-4.

NO

Silent Gliss SG 8300 Lamellsystem med kjede. Leveres på ønsket mål. Består av aluminiumsprofil SG 2601, pulverlakkert i hvit eller i alu finish. Montert komplett med mono betjeningskjede SG 2872, rotasjonselement tilpasset lamellbredde 127 mm SG 2323 / 89 mm SG 2625. Takmontering med feste SG 2616 c/c 300 mm. +1. Veggmontering med feste SG 2616, samt Smart Fix vinkler. Innfellingsmulighet med profil SG 2614 og kile SG 5118. Tekstil fra Silent Gliss tekstilkolleksjon 1-4.

DA

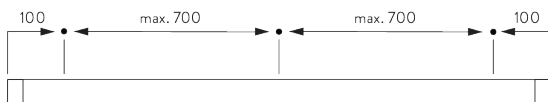
Silent Gliss SG 2810 lodret rullegardinsystem med kædestyring. Består af aluminiumprofil SG 2601 i ønsket længde, i hvid pulverlakering eller sølvanodiseret. Helt samlet med styrekæde SG 2872 og rotationselementer passende til lamelbredde 127 mm SG 2623 / 89 mm SG 2625. Loftmonteres med klemme SG 2616 med højst 300mm afstand + 1. Vægmonteres med beslag SG 2616 i sammenhæng med SG Smart Fix indfældning fast tilbehør med indfældningsprofil SG 2614 og kiler SG 5118. Stoffet leveres fra Silent Gliss stofprogrammet.

FITTING

A. FITTING INFORMATION

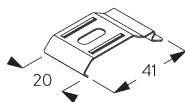
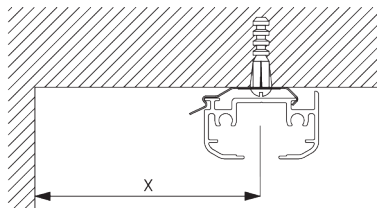
For detailed fitting information, visit the Silent Gliss website.

Fixing points



B. CEILING FITTING

Bracket SG 2616



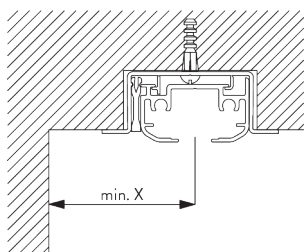
SG 2616

Bracket

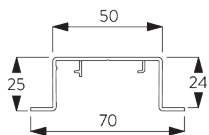
Min. wall distance louvres	X mm
89 mm	65
127 mm	85
Vertical Waves 89 mm	115
Vertical Waves 125 mm	140

C. RECESS FITTING

Recess profile SG 2615

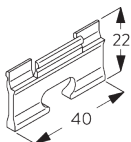


Recess profile SG 2615 can not be bent!
One wedge SG 5118 per fixing point.
For detailed recess fitting, visit the Silent Gliss website.



SG 2615

Recess profile



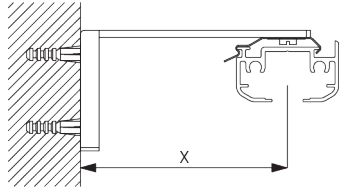
SG 5118

Wedge

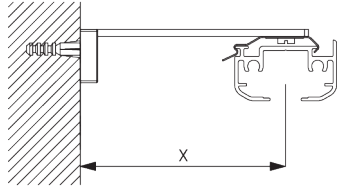
Min. wall distance louvres	X mm
89 mm	65
127 mm	85
Vertical Waves 89 mm	115
Vertical Waves 125 mm	140

D. WALL FITTING

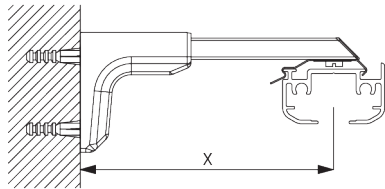
Smart Fix



Smart Fix SG 11201 - SG 11204 and bracket SG 2616:
Screw SG 10395 (M4x6) needed

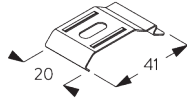


Square Smart Fix SG 11211 - SG 11214 and bracket SG 2616:
Screw SG 10395 (M4x6) needed



Universal Smart Fix SG 11154 - SG 11156 and bracket SG 2616:
Screw SG 10492 (M4x8) needed

Smart Fix	X mm
SG 11201 / SG 11211	72
SG 11202 / SG 11212	92
SG 11203 / SG 11213	112
SG 11204 / SG 11214	142
SG 11154	102-130
SG 11155	132-160
SG 11156	182-210
<i>Min. wall distance louvres</i>	
89 mm	65
127 mm	85
Vertical Waves 89 mm	115
Vertical Waves 125 mm	140



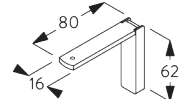
SG 2616
Bracket



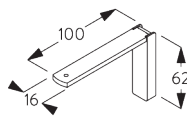
SG 10395
Pan head screw M4x6



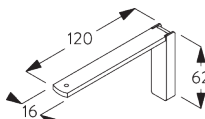
SG 10492
Pan head screw M4x8



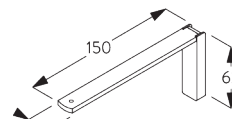
SG 11201
Smart Fix 80 mm



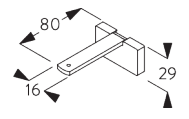
SG 11202
Smart Fix 100 mm



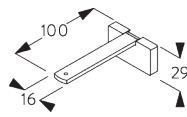
SG 11203
Smart Fix 120 mm



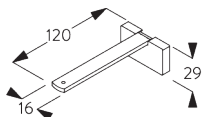
SG 11204
Smart Fix 150 mm



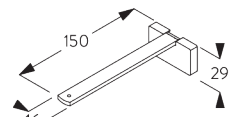
SG 11211
Square Smart Fix 80 mm



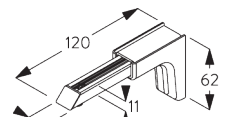
SG 11212
Square Smart Fix 100 mm



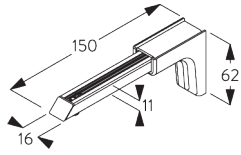
SG 11213
Square Smart Fix 120 mm



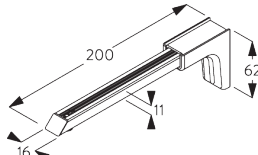
SG 11214
Square Smart Fix 150 mm



SG 11154
Universal Smart Fix 120 mm



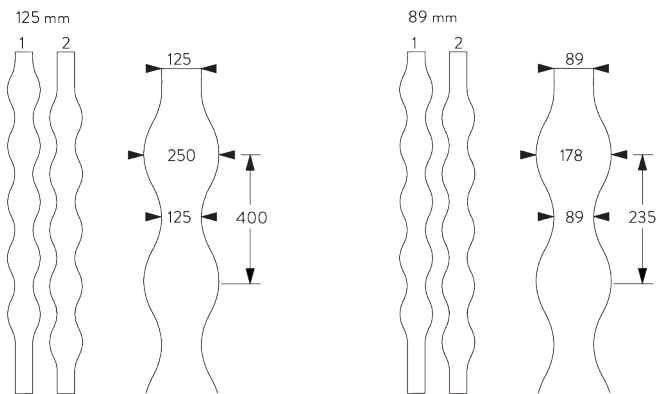
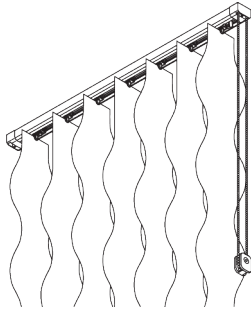
SG 11155
Universal Smart Fix 150 mm



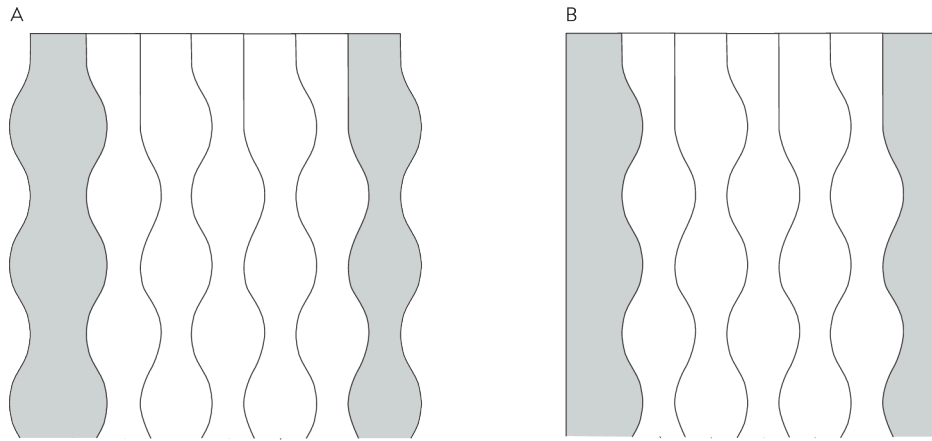
SG 11156
Universal Smart Fix 200 mm

SYSTEM OPTIONS

A. VERTICAL WAVES



3D Vertical Waves only applicable with 125 mm louvres.

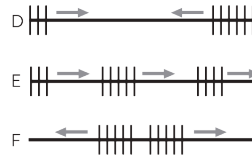
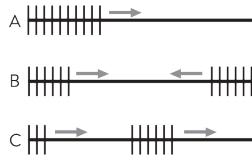


Wall ending

A: Wavy edge

B: Straight edge

B. STACKING
VARIATIONS



A: Single stack in one direction

B: Pair stack in two directions symmetrical

C: Pair stack in one direction asymmetrical

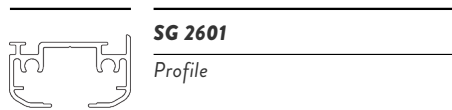
D: Pair stack in two directions asymmetrical

E: Multiple stacking in one direction symmetrical or asymmetrical

F: Centre stack

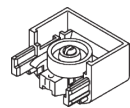
PARTS

A. STANDARD PARTS



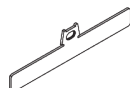
SG 2601

Profile



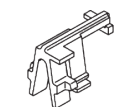
SG 2604

Guide



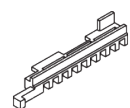
SG 2605

Top clip 127 mm



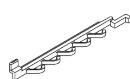
SG 2610

End stop



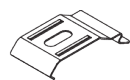
SG 2611

Stopper




SG 2612

Brake



SG 2616

Bracket



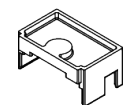
SG 2620

Pilot runner



SG 2623

Rotation element set 127 mm



SG 2627

Cover



SG 2865

Bead chain connector \varnothing 4.6 mm



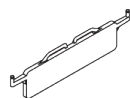
SG 2872

Bead chain plastic \varnothing 4.6 mm



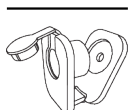
SG 2888

Bottom link 127 mm



SG 2892

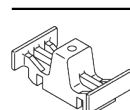
Bottom weight 127 mm / 5"



SG 10731

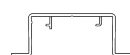
Child safety retainer set

B. OPTIONAL PARTS



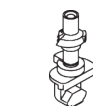
SG 2608

End stop



SG 2615

Recess profile



SG 2618

Shaft



SG 2624

Rotation element set 100 mm



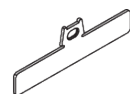
SG 2625

Rotation element set 89 mm



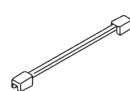
SG 2735

Holder



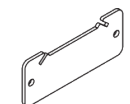
SG 2813

Top clip 89 mm



SG 2881

Spring



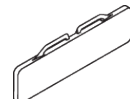
SG 2884

Bottom weight 89 mm



SG 2889

Bottom link 89 mm



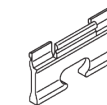
SG 2890

Bottom weight 127 mm



SG 3340

Cord/chain weight




SG 5118

Wedge



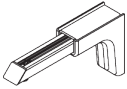
SG 10395

Pan head screw M4x6



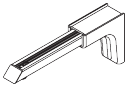
SG 10492

Pan head screw M4x8



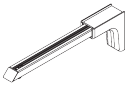
SG 11154

Universal Smart Fix 120 mm



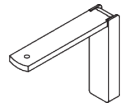
SG 11155

Universal Smart Fix 150 mm



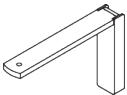
SG 11156

Universal Smart Fix 200 mm



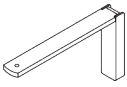
SG 11201

Smart Fix 80 mm



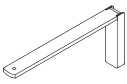
SG 11202

Smart Fix 100 mm



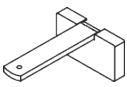
SG 11203

Smart Fix 120 mm



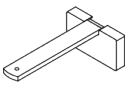
SG 11204

Smart Fix 150 mm



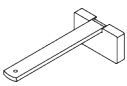
SG 11211

Square Smart Fix 80 mm



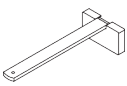
SG 11212

Square Smart Fix 100 mm



SG 11213

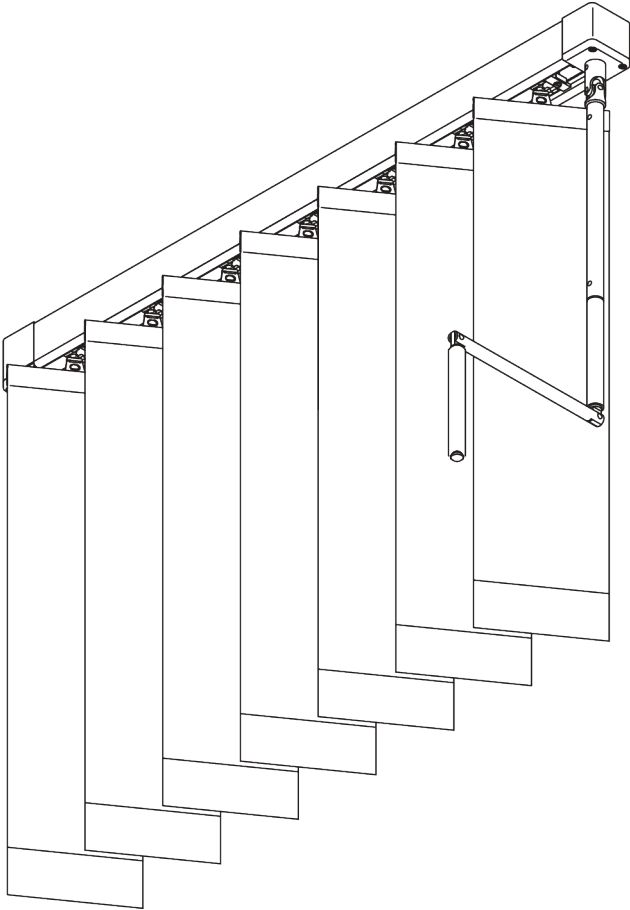
Square Smart Fix 120 mm



SG 11214

Square Smart Fix 150 mm

SG 2900



PRODUCT INFORMATION

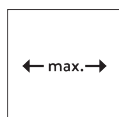
- **Operation:** Crank
- **Range:** S - L
- **Fitting:** ceiling, wall, recess
- **Colours:** white RAL 9016 or anodised aluminum, special colours possible
- **Fabrics:** refer to Silent Gliss fabric collection

Features:

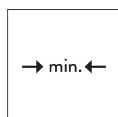
- Optimised light control
- Mono controlled
- Sloping applications
- Louvre width: 127 mm (standard), 89 mm
- Vertical Waves
- Bendable

SYSTEM SPECIFICATIONS

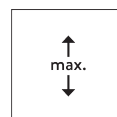
A. SYSTEM DIMENSIONS



6 m



Single Stack: 50 cm
Pair stack: 1.1 m










4 m









600 g per louvre

Max. system widths

		
	127 mm 89 mm	6 m 6 m
	127 mm 89 mm	6 m 6 m
	127 mm 89 mm	6 m 5 m
	127 mm 89 mm	5 m 5 m
	127 mm 89 mm	6 m 5 m

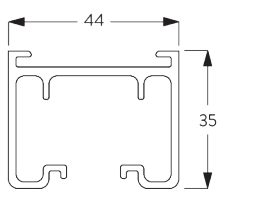
Stack sizes

													
		100	150	200	250	300	350	400	450	500	550	600	
127 mm		27	35	42	50	57	65	72	80	87	95	101	
		21	25	28	32	36	39	43	47	50	54	58	
89 mm		29	40	50	60	69	80	89	100	110	120	129	
		20	25	30	35	39	45	50	56	60	65	69	

(cm)

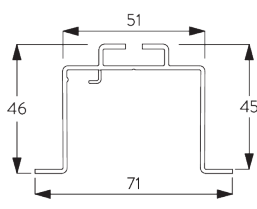
B. PROFILE

Profile and bending information



SG 2901

Profile

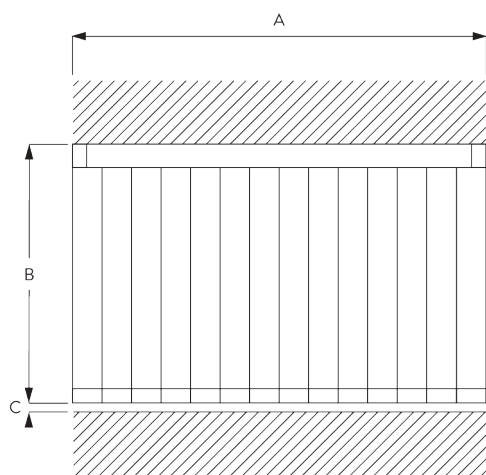


SG 2948

Recess profile



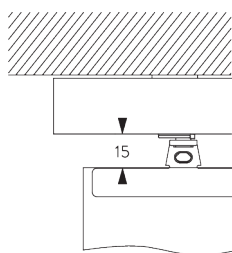
C. HOW TO MEASURE



A: System width
B: System height
C: Distance between floor and fabric

Crank height approx. 110 cm from the floor (crank extended)!

Light gap



D. SPECIFICATION TEXT

EN

Silent Gliss SG 2900 Crank Operated Vertical Blind System. Comprises aluminium profile SG 2901 supplied made to measure powder coated white or silver anodised. Assembled complete with detachable crank handle SG 2746 and rotation elements to suit louvre width 127 mm SG 2916 / 89 mm SG 2918. Top fixed with clamp SG 3033 at max 300 mm centres + 1. Wall fixed with clamp SG 3033 in conjunction with SG Universal Smart Fix brackets at 300 mm centres + 1. Recess fixed option with recess profile SG 2932 and wedges SG 2941. Fabric supplied from Silent Gliss fabric range.

SV

Silent Gliss SG 2900 vevmanövrerat lamellsystem. Innefattar aluminium profil SG 2901 i kundmått, pulverlackerad i vitt eller i alu finish. Monterad komplett med avtagbart vevfäste SG 2746 och pivåer för bredd 127mm SG 2916 / 89mm SG 2918. Takmontering med fäste SG 3033 c/c 300mm + 1. Vägghmontering med SG 3033 i kombination med SG Universal Smart Fix vinklar c/c 300mm centres + 1. Infällning med profil SG 2932 och kilar SG 2941. Textil från Silent Gliss textilprogram prisgrupp 1-4.

NO

Silent Gliss SG 2900 Lamellsystem med sveiv. Leveres på ønsket mål. Består av aluminiumprofil SG 2901, pulverlakkert i hvit eller i alu finish. Montert komplett med avtagbar sveiv SG 2746 og dreielement for bredde 127 mm SG 2916 / 89 mm SG 2918. Takmontering med feste SG 3033 c/c 300 mm + 1. Veggmontert med SG 3033 i kombinasjon med SG univarsal Smart Fix vinkler c/c 300 mm centres +1. Innfelling med profil SG 2932 og kiler SG 2940. Tekstil fra Silent Gliss tekstilkolleksjon prisgruppe 1-4.

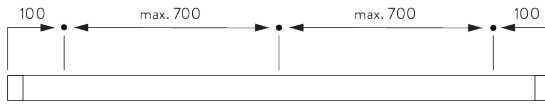
DA

Silent Gliss SG 2900 lodret rullegardinsystem med håndsving. Består af aluminiumprofil SG 2901 i ønsket længde, i hvid pulverlakering eller sølv-anodiseret. Samlet komplet med aftageligt håndtag til håndsving SG 2746 og rotationselementer passende til lamelbredde 127 mm SG 2916 / 89 mm SG 2918. Fastgøres i loftet med klemme SG 3033 med afstand på højst 300 mm + 1. Vægmonteres med klemme SG 3033 i forbindelse med SG Universal Smart Fix beslag i afstande på 300 mm + 1. Indfældning fast tilbehør med indfældningsprofil SG 2932 og kiler SG 2941. Stoffet leveres fra Silent Gliss stofprogrammet.

FITTING

A. FITTING INFORMATION

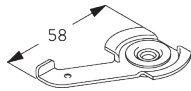
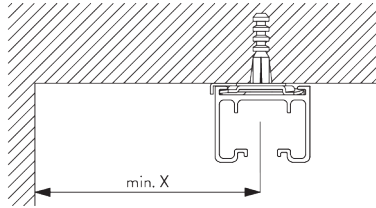
Fixing points



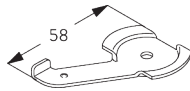
For detailed fitting information, visit the Silent Gliss website.

B. CEILING FITTING

Clamp SG 3033 / SG 3044



SG 3033
Clamp

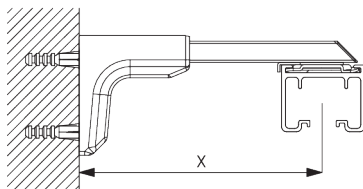


SG 3044
Clamp

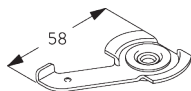
Min. wall distance louveres	X mm
89 mm	65
127 mm	85
Vertical Waves 89 mm	115
Vertical Waves 125 mm	140

C. WALL FITTING

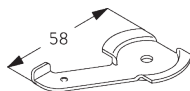
Smart Fix



Universal Smart Fix SG 11154 - SG 11156 and clamp SG 3033 / SG 3044
Screw SG 11158 (M4x12) needed.



SG 3033
Clamp



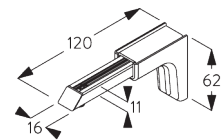
SG 3044
Clamp

Smart Fix	X mm
SG 11154	102-130
SG 11155	132-160
SG 11156	182-210

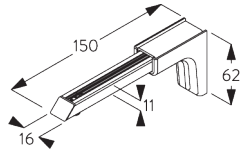
Min. wall distance louveres	X mm
Vertical Waves 89 mm	115
Vertical Waves 125 mm	140



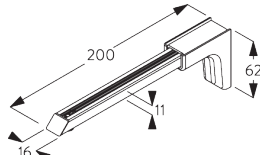
SG 11158
Countersunk head screw
M4x12



SG 11154
Universal Smart Fix 120 mm



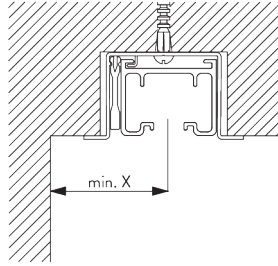
SG 11155
Universal Smart Fix 150 mm



SG 11156
Universal Smart Fix 200 mm

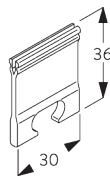
D. RECESS FITTING

Recess profile SG 2932

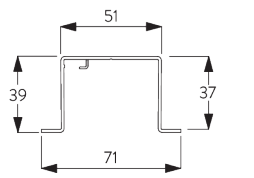


Recess profile SG 2932 can not be bent!
One wedge SG 2941 per fixing point.
For detailed recess fitting, visit the Silent Gliss website.

Min. wall distance louvres	X mm
89 mm	65
127 mm	85
Vertical Waves 89 mm	115
Vertical Waves 125 mm	140



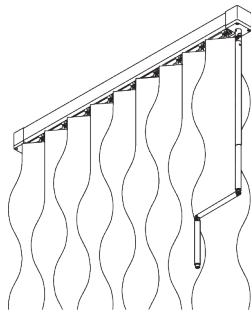
SG 2941
Wedge

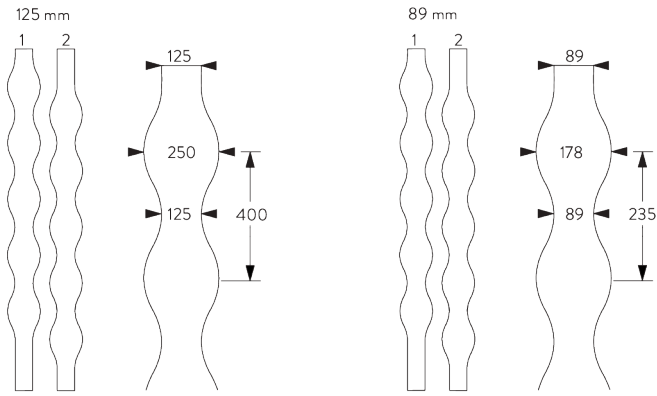


SG 2932
Recess profile

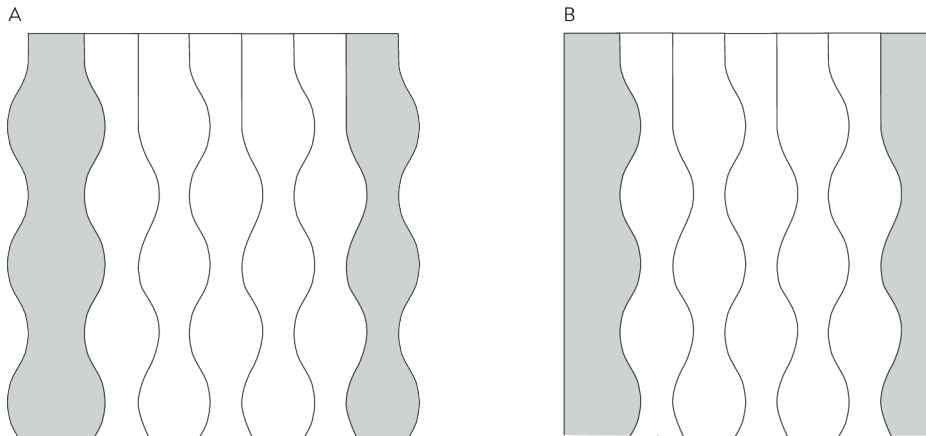
SYSTEM OPTIONS

A. VERTICAL WAVES





3D Vertical Waves only applicable with 125 mm louvres.

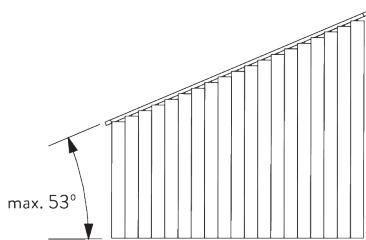


Wall ending

A: Wavy edge

B: Straight edge

B. SLOPING WINDOWS

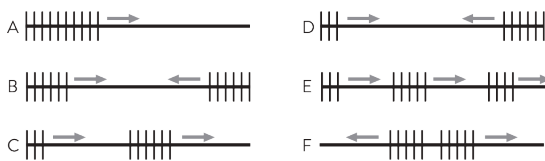


Maximum slope depends on louvre widths:

- 45° with 127 mm louvres
- 53° with 89 mm louvres

Not suitable with system option Vertical Waves.

C. STACKING VARIATIONS



A: Single stack in one direction

B: Pair stack in two directions symmetrical

C: Pair stack in one direction asymmetrical

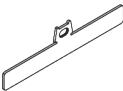


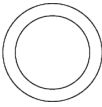

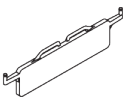
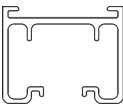




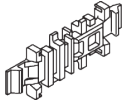
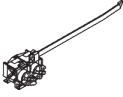

D: Pair stack in two directions asymmetrical

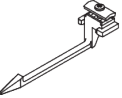
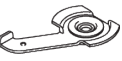
E: Multiple stacking in one direction symmetrical or asymmetrical

F: Centre stack




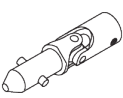



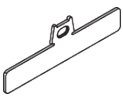
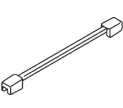
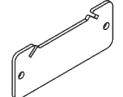

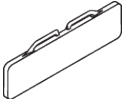


PARTS

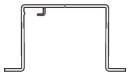
A. STANDARD PARTS

	SG 2605 Top clip 127 mm
	SG 2742 Crank joint
	SG 2756 Crank handle
	SG 2759 Profile
	SG 2888 Bottom link 127 mm
	SG 2892 Bottom weight 127 mm / 5"
	SG 2901 Profile
	SG 2912 Toothed chain
	SG 2916 Rotation element set 127 mm
	SG 2917 Rotation element set 100 mm
	SG 2920 Crank drive set
	SG 2925 Chain connector
	SG 2927 Pilot runner
	SG 2949 End stop

	SG 2982 End stop
	SG 3033 Clamp

B. OPTIONAL PARTS

	SG 2182 Sleeve
	SG 2735 Holder
	SG 2754 Detachable crank hood
	SG 2755 Crank joint
	SG 2775 Sloping window distance part
	SG 2776 Sloping window distance part
	SG 2793 Sloping window distance part
	SG 2813 Top clip 89 mm
	SG 2881 Spring
	SG 2884 Bottom weight 89 mm
	SG 2889 Bottom link 89 mm
	SG 2890 Bottom weight 127 mm
	SG 2918 Rotation element set 89 mm
	SG 2919 Rotation element set 80 mm

**SG 2932**

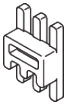
Recess profile

**SG 2937**

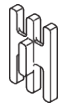
Safety device

**SG 2941**

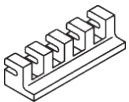
Wedge

**SG 2944**


Limit stop

**SG 2945**

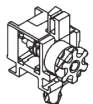
Limit stop

**SG 2946**

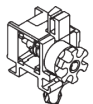
Limit stop

**SG 2962**

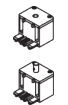
Connection bridge

**SG 2971**

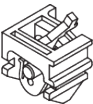
Rotation element sloping window

**SG 2975**

Pilot runner sloping window

**SG 2976**

Drive set sloping window

**SG 2979**

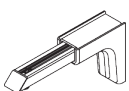
Brake sloping window

**SG 2989**

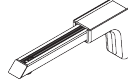
Connector

**SG 3044**

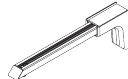
Clamp

**SG 11154**

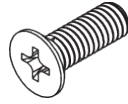
Universal Smart Fix 120 mm

**SG 11155**

Universal Smart Fix 150 mm


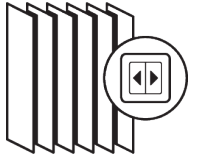
**SG 11156**

Universal Smart Fix 200 mm

**SG 11158**

Countersunk head screw M4x12

SG 2950



PRODUCT INFORMATION

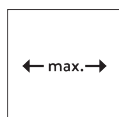
- **Operation:** motorised
- **Range:** S - L
- **Fitting:** ceiling, wall, recess
- **Colours:** white RAL 9016 or anodised aluminum, special colours possible
- **Fabrics:** refer to Silent Gliss fabric collection

Features:

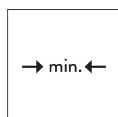
- Optimised light control
- Various control options
- Sloping applications
- Louvre width: 127 mm (standard), 89 mm
- Vertical Waves
- Bendable

SYSTEM SPECIFICATIONS

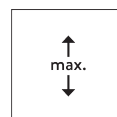
A. SYSTEM DIMENSIONS



6 m



Single Stack: 50 cm
Pair stack: 1.1 m











4 m









600 g per louvre

Max. system widths

		
	127 mm 89 mm	6 m 6 m
	127 mm 89 mm	6 m 6 m
	127 mm 89 mm	6 m 5 m
	127 mm 89 mm	5 m 5 m
	127 mm 89 mm	6 m 5 m
	127 mm 89 mm	5 m 4.5m

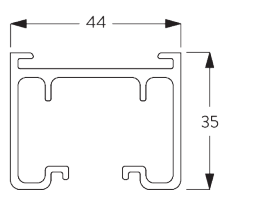
Stack sizes

													
		100	150	200	250	300	350	400	450	500	550	600	
127 mm		27	35	42	50	57	65	72	80	87	95	101	
		21	25	28	32	36	39	43	47	50	54	58	
89 mm		29	40	50	60	69	80	89	100	110	120	129	
		20	25	30	35	39	45	50	56	60	65	69	

(cm)

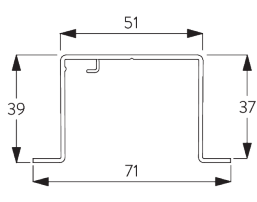
B. PROFILE

Profile and bending information



SG 2901

Profile

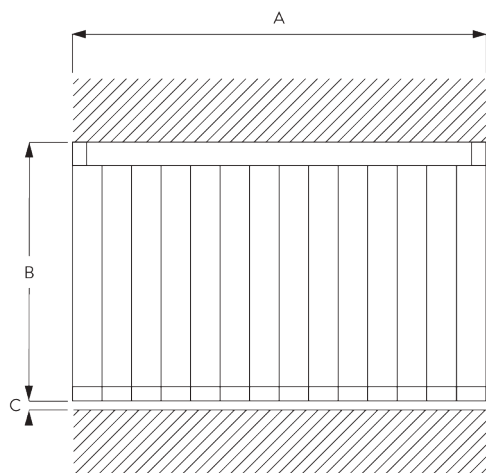


SG 2932

Recess profile

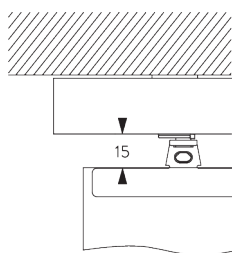


C. HOW TO MEASURE



A: System width
B: System height
C: Distance between floor and fabric

Light gap



D. SPECIFICATION TEXT

EN

Silent Gliss SG 2950 Electrically Operated Vertical Blind System. Comprises aluminium profile SG 2901 supplied made to measure powder coated white or silver anodised. Assembled with motor SG 9090 / SG 9091, internal drive belt SG 2912 complete with rotation elements to suit louvre width 127 mm SG 2916 / 89 mm SG 2918. Top fixed with clamp SG 3033 at max 300 mm centres + 1. Wall fixed with clamp SG 3033 in conjunction with SG Universal Smart Fix brackets at 300 mm centres + 1. Recess fixed option with recess profile SG 2932 and wedge SG 2941. Operation by dry contact switching / Silent Gliss radio controls SG 9940. Fabric supplied from Silent Gliss fabric range.

SV

Silent Gliss SG 2950 Lamellsystem med motor. Innefattar aluminium profil SG 2901 i kundmått, pulverlackerad i vitt eller i alu finish. Monterad med motor SG 9090 / SG 9091, drivkedja SG 2912 och och pivåer för bredd 127 mm SG 2916 / 89 mm SG 2918. Takmontering med fäste SG 3033 c/c 300 mm + 1. Vägghmonterad med SG 3033 i kombination med SG Universal Smart Fix vinklar c/c 300 mm centres + 1. Infällning med profil SG 2932 och kilar SG 2941. Styrning via lågvoltkontakt / switching / Silent Gliss radio kontrollsystem SG 9940. Textil från Silent Gliss textilprogram prisgrupp 1-4.

NO

Silent Gliss SG2950 Lamellsystem med motor. Leveres på ønsket mål. Består av aluminiumprofil SG 2901, pulverlakkert i hvit eller i alu finish. Monteret med motor SG 9090 / SG 9091, Drivbånd SG 2912 og dreielement for bredde 127 mm SG2916 / 89 mm SG 2918. Takmontering med feste SG 3033 c/c 300 mm + 1. Veggmontert med SG 3033 i kombinasjon med SG univarsal Smart Fix vinkler c/c 300mm centres +1. Innfelling med profil SG 2932 og kiler SG 2941. Styring via lavvoltkontakt / switching / Silent Gliss rasiokontrollsystem SG 9940. Tekstil fra Silent Gliss tekstilkolleksjon prisgruppe 1-4.

DA

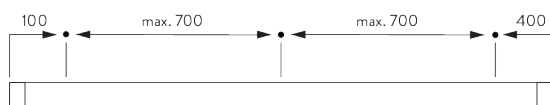
Silent Gliss SG 2950 elektrisk lodret rullegardinsystem. Består af aluminiumprofil SG 2901 i ønsket længde, i hvid pulverlakering eller sølv-anodiseret. Samlet komplet med motor SG 9090 / SG 9091, intern drivrem SG 2912, komplet med rotationselementer passende til lamelbredde 127 mm SG 2916 / 89 mm SG 2918. Loftmonteres med klemme SG 3033 med højst 300 mm afstand + 1. Vægmonteres med klemme SG 3033 i forbindelse med SG Universal Smart Fix beslag i afstande på 300 mm + 1. Indfældning fast tilbehør med indfældningsprofil SG 2932 og kile SG 2941. Styres med tør kontaktomskiftning / Silent Gliss radiokontrollsystem SG 9940. Stoffet leveres fra Silent Gliss stofprogrammet.

FITTING

A. FITTING INFORMATION

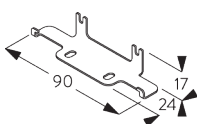
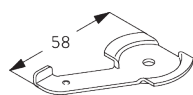
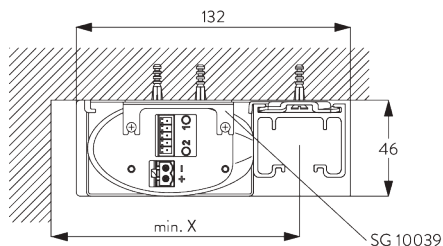
For detailed fitting information, visit the Silent Gliss website.

Fixing points



B. CEILING FITTING

Clamp SG 3033 / SG 3044



SG 3044

Clamp

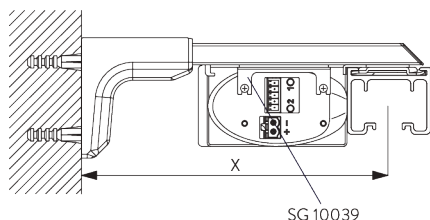
SG 10039

Motor support

Min. wall distance louvres	X mm
89 mm	120
127 mm	120
Vertical Waves 89 mm	115
Vertical Waves 125 mm	140

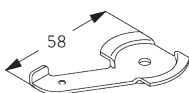
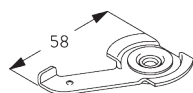
C. WALL FITTING

Smart Fix



Universal Smart Fix SG 11156 and clamp SG 3033 / SG 3044

Screw SG 11158 (M4x12) needed.



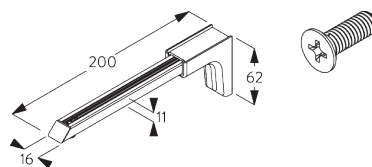
SG 3033

Clamp

SG 3044

Clamp

Smart Fix	X mm
SG 11156	182-210
Min. wall distance louvres	
89 mm	150
127 mm	150
Vertical Waves 89 mm	115
Vertical Waves 125 mm	140



SG 11156

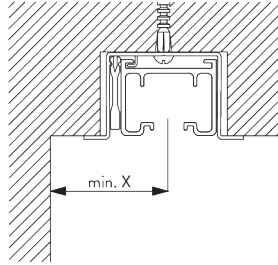
Universal Smart Fix 200 mm

SG 11158

Countersunk head screw
M4x12

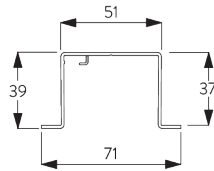
D. RECESS FITTING

Recess profile SG 2932

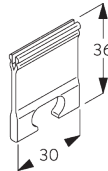


Recess profile SG 2932 can not be bent!
Larger recess for motor is necessary!
One wedge SG 2941 per fixing point.
For detailed recess fitting, visit the Silent Gliss website.

Min. wall distance louvres	X mm
89 mm	65
127 mm	85
Vertical Waves 89 mm	115
Vertical Waves 125 mm	140



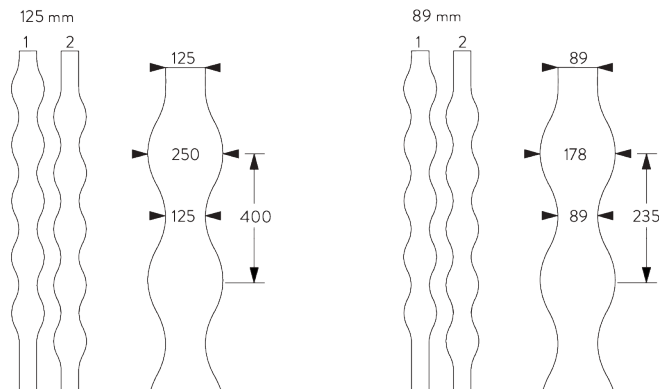
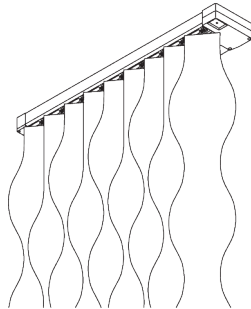
SG 2932
Recess profile



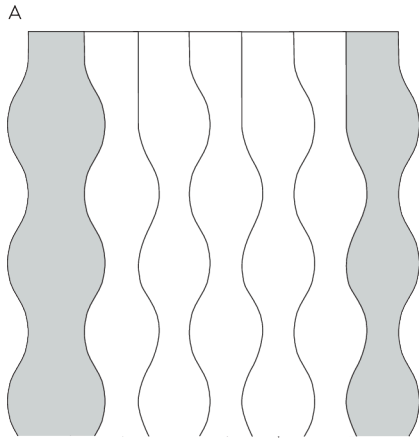
SG 2941
Wedge

SYSTEM OPTIONS

A. VERTICAL WAVES



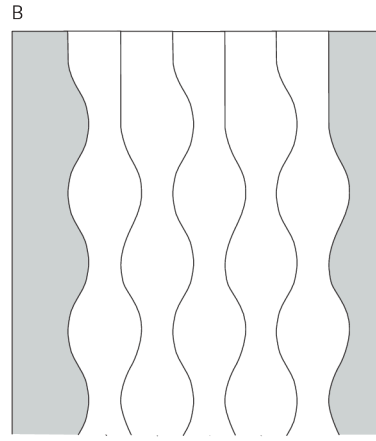
3D Vertical Waves only applicable with 125 mm louvres.



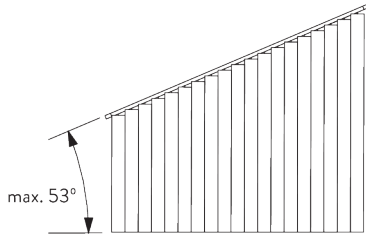
Wall ending

A: Wavy edge

B: Straight edge



B. SLOPING WINDOWS



Maximum slope depends on louver widths:

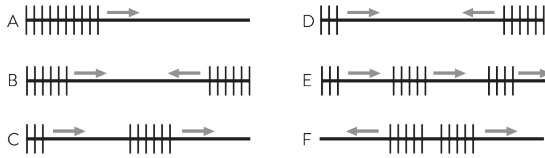
- 45° with 127 mm louvers

- 53° with 89 mm louvers

Not suitable with system option Vertical Waves.

Both the stack and the motor need to be at the top of the slope.

C. STACKING VARIATIONS



A: Single stack in one direction

B: Pair stack in two directions symmetrical

C: Pair stack in one direction asymmetrical

D: Pair stack in two directions asymmetrical

E: Multiple stacking in one direction symmetrical or asymmetrical

F: Centre stack

MOTORS & CONTROLS

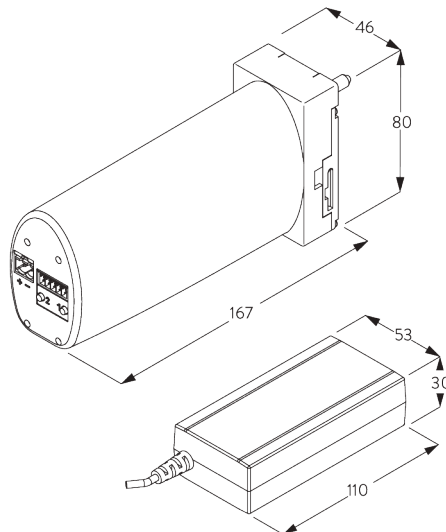
A. MOTOR FEATURES

Motors	SG 2160
Motor Features	
Mechanical end-stop	●
Mechanical revolution counter (limited revolution)	●
Noiseless stop	●
IP class	IP 44
Control Features	
Mains power control	●
SG Control L (external receiver required)	●
Suitable for most major home automation systems (with suitable interface)	●

B. MOTOR SPECIFICATIONS

Motors	Voltage	Current	System speed / sec	Frequency receiver
SG 9090	24 V DC	1.8 A	10 cm / sec	n/a
SG 9091	24 V DC	1.8 A	10 cm / sec	433/868/915 MHz

C. MOTOR DIMENSIONS



Motors SG 9090 / SG 9091 DC (24 V)

Power supply SG 11426 needed to operate the motors.

D. OPERATING METHODS

See catalogue "controls" for details.

Wall Switch



System can be operated by fixed wall switch.

SG Control L



Various radio hand-held and wall transmitters available.



Silent Gliss Move App.

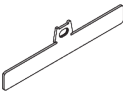

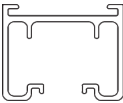


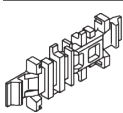
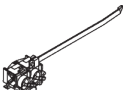

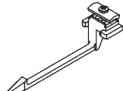
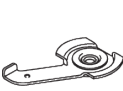
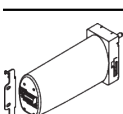
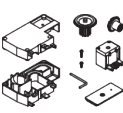
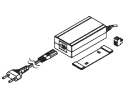
E. WIRING
DIAGRAMS






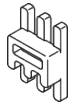



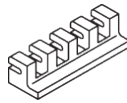
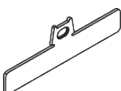

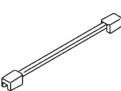
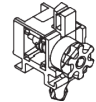
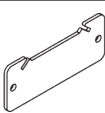
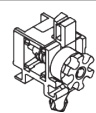


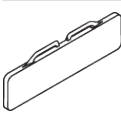
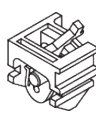

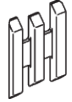



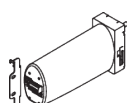
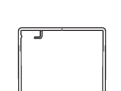


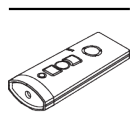
Refer to Silent Gliss website.


PARTS

A. STANDARD PARTS

	SG 2605 Top clip 127 mm
	SG 2888 Bottom link 127 mm
<td>SG 2892 Bottom weight 127 mm / 5"</td>	SG 2892 Bottom weight 127 mm / 5"
	SG 2901 Profile
	SG 2912 Toothed chain
	SG 2916 Rotation element set 127 mm
	SG 2925 Chain connector
	SG 2927 Pilot runner
	SG 2949 End stop
	SG 2982 End stop
	SG 3033 Clamp
	SG 9090 Motor 24V DC
	SG 9119 Gear drive set
	SG 11426 Power supply 24V / 2A including cable with EU/CH plug

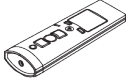
B. OPTIONAL PARTS

	SG 2735 Holder		SG 2941 Wedge
	SG 2775 Sloping window distance part		SG 2944 Limit stop
	SG 2776 Sloping window distance part		SG 2945 Limit stop
	SG 2793 Sloping window distance part		SG 2946 Limit stop
	SG 2813 Top clip 89 mm		SG 2962 Connection bridge
	SG 2881 Spring		SG 2971 Rotation element sloping window
	SG 2884 Bottom weight 89 mm		SG 2975 Pilot runner sloping window
	SG 2889 Bottom link 89 mm		SG 2976 Drive set sloping window
	SG 2890 Bottom weight 127 mm		SG 2979 Brake sloping window
	SG 2917 Rotation element set 100 mm		SG 2989 Connector
	SG 2918 Rotation element set 89 mm		SG 3044 Clamp
	SG 2919 Rotation element set 80 mm		SG 9091 Motor 24V DC, radio receiver
	SG 2932 Recess profile		SG 10300 Radio hand held 1 channel
	SG 2937 Safety device		SG 10302 Radio hand held 5+1 channel




SG 10303

Radio hand held 10+2+1 channel



SG 10804

Radio hand held 15+5+1 channel



SG 11156

Universal Smart Fix 200 mm



SG 11480

Radio wall transmitter 1 channel



SG 11490

Radio wall transmitter 5+1 channel

The Architects of Silence

Silent Gliss is the leading global supplier of premium interior window treatments. Since 1952 we have been tirelessly committed to the development of the worlds` smoothest, quietest systems using state of the art technology.

Driven by customer needs, Silent Gliss offers functional and durable products. Expert technical advice coupled with installation and support services complete the offer. Silent Gliss stands for innovative, sustainable, tailor made solutions, exceptional design and first-class quality.

Silent Gliss Nordic AB

Travbanegatan 9
213 77 Malmö
Sweden
T +46 40 55 52 50
info@silentgliss.se

Byggdøy Allé 111A
0273 Oslo
Norway
T +47 24 11 80 60
info@silentgliss.no

Denmark
T +45 36 77 67 00
info@silentgliss.dk

silentgliss.se
silentgliss.no
silentgliss.dk